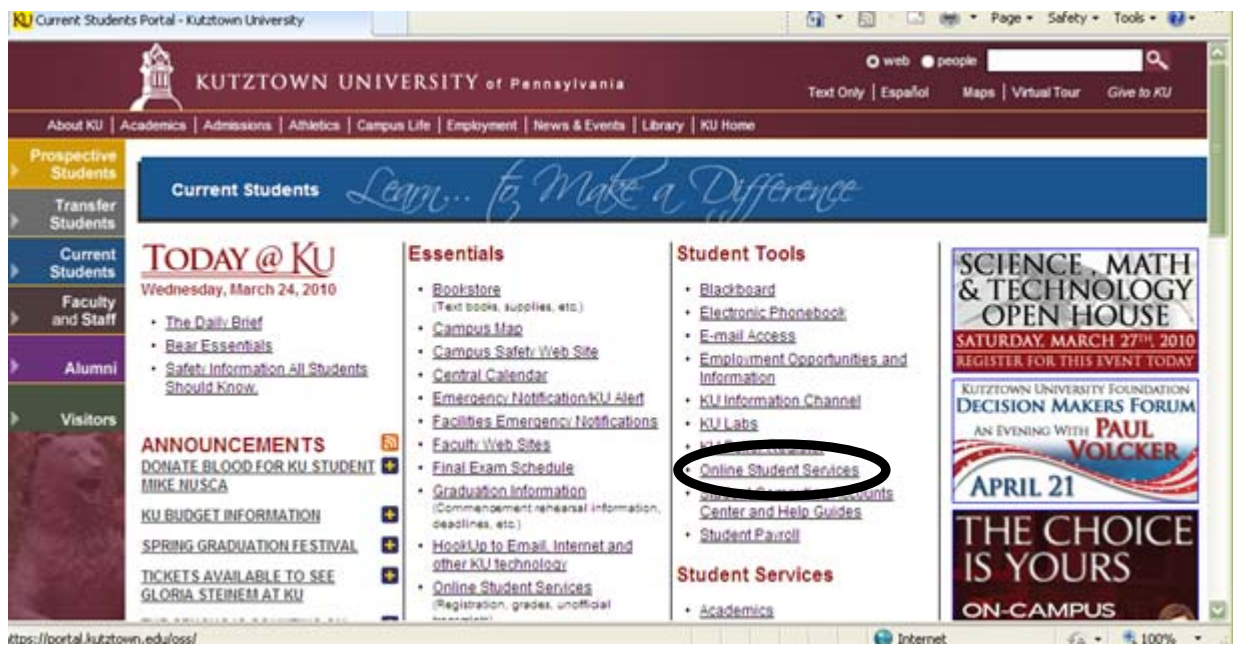


How to Access Online Student Services

1. Access the KU website (www.kutztown.edu) and select "Current Students" from the left side menu.



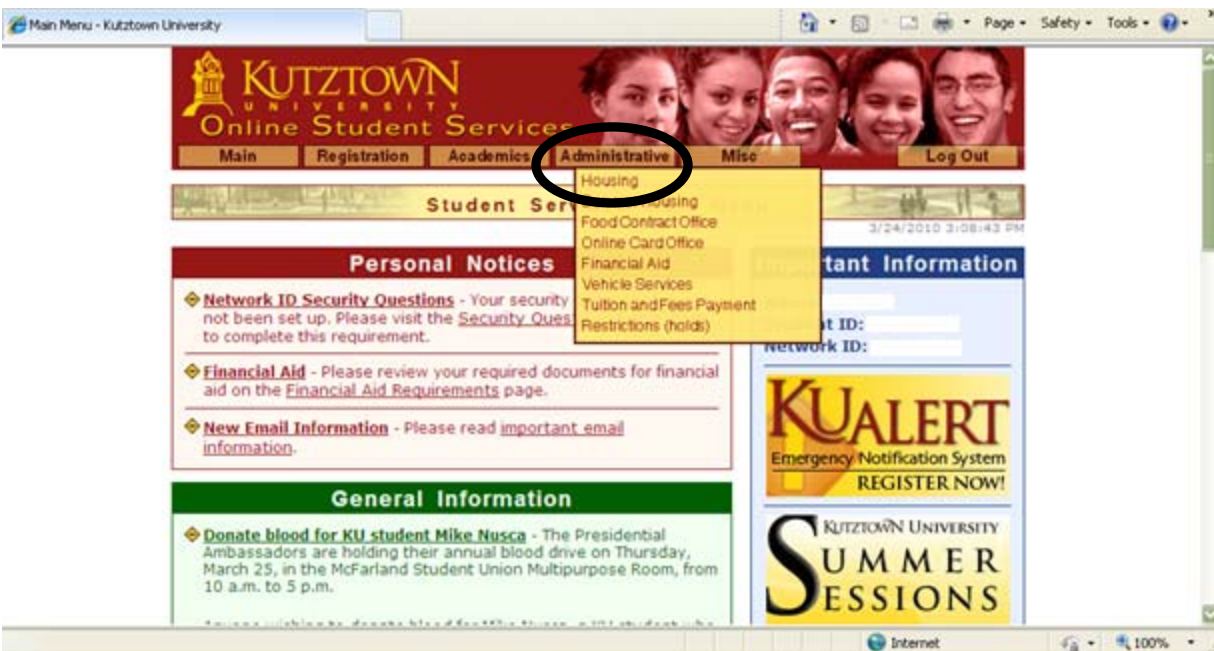
2. Under the Student Tools section, please select "Online Student Services" (<https://portal.kutztown.edu/oss/login.asp>)



3. You will be directed to the Online Student Services login page. Type your student ID number and PIN, found on your Acceptance letter, into the ID Login section and click on "Login." (Please note that this is different from the Network Login section.)



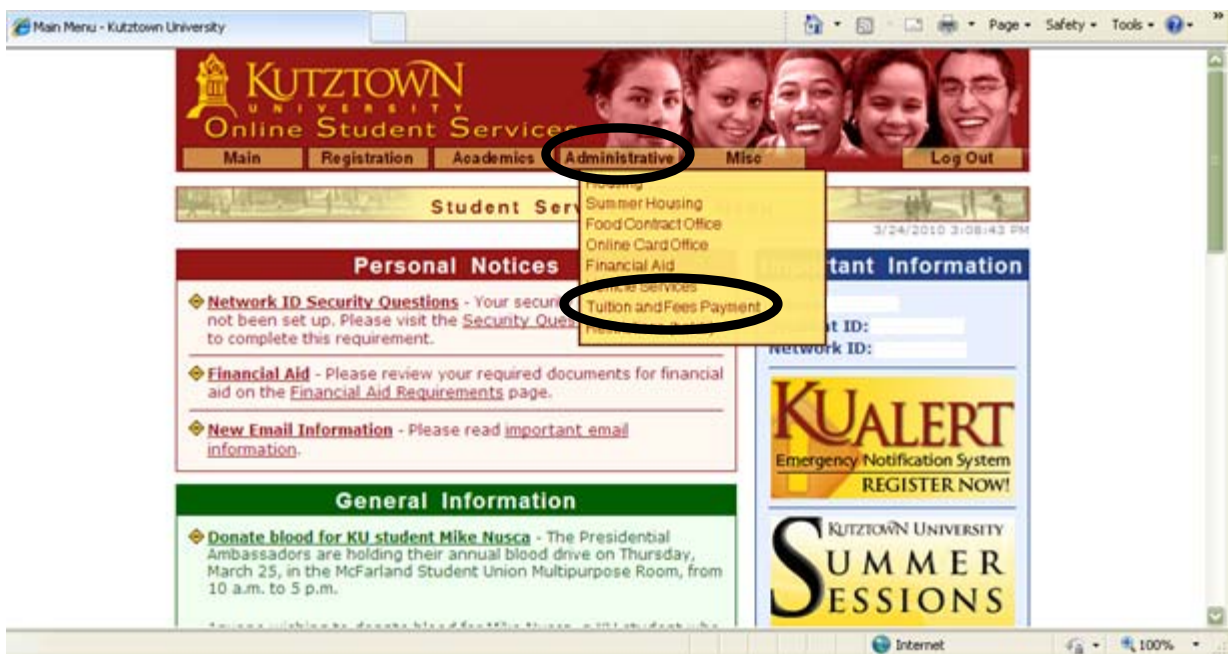
4. Once you are logged in to OSS, please click on the "Administrative" tab at the top of the page, and then select "Housing."



5. The On-campus Housing section will notify you of whether you have been made a housing offer or not. Please be aware that in order to receive a housing offer KU must have received your Advanced Housing Deposit (ARD) payment. If a housing offer has been made to you and you would like to accept it, please follow the instructions on the screen to make the \$125.00 USD housing deposit payment. You may not accept the offer without paying the housing deposit.



6. To pay your tuition and fees, please access the Administrative tab and select "Tuition and Fees Payment."



- Once you are re-directed to the Tuition and Fees page, please select the “Pay by Master Card, American Express, or Discover” link under the Tuition, Flex, or Advanced Housing Deposit section to make a payment.



- You will be re-directed to the page that allows you to enter your credit card information to make a payment. If you have any questions regarding your bill or payment, please contact the Bursar’s Office by telephone (+1.610.683.4133) or via email (bursar@kutztown.edu).

