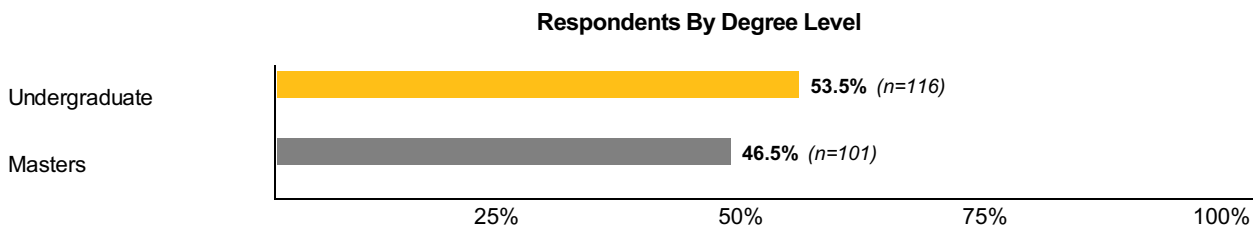
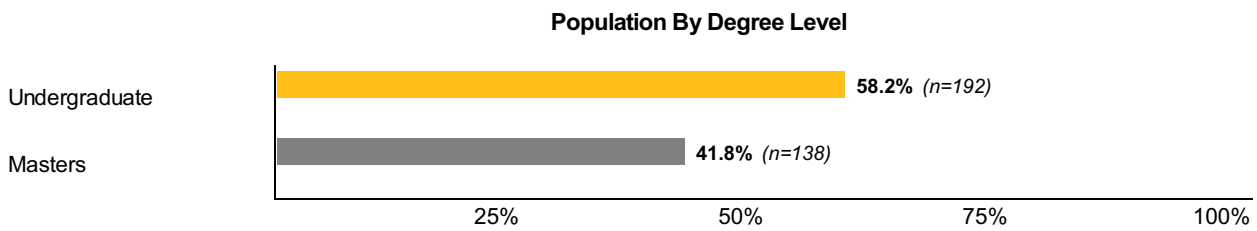
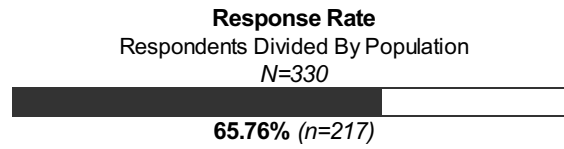




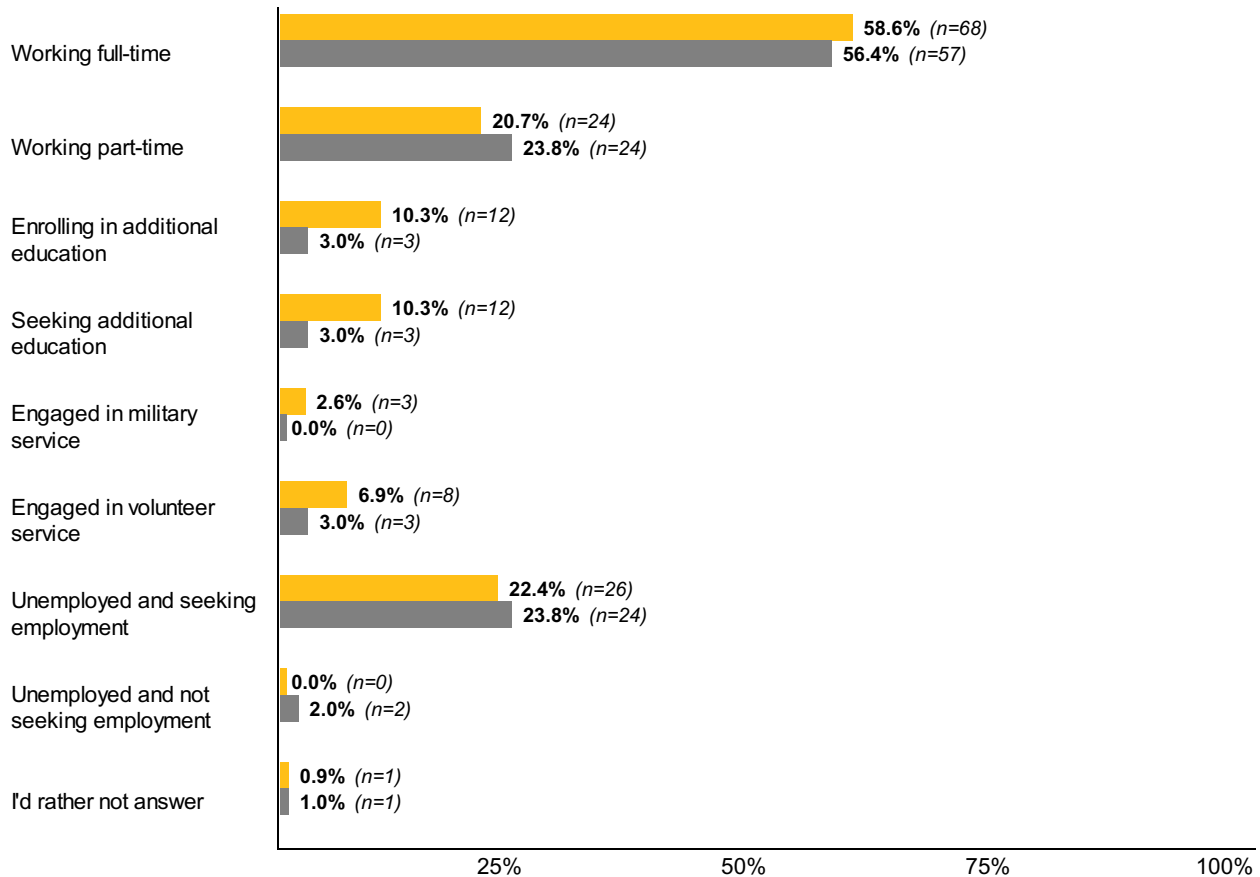
## Response Rate Summary



## General Outcomes

**Core 1:** Which of the following options represent your post-graduation situation at this time?  
(Select all that apply)

 Undergraduate (*n*=116)  
 Masters (*n*=101)



## General Outcomes

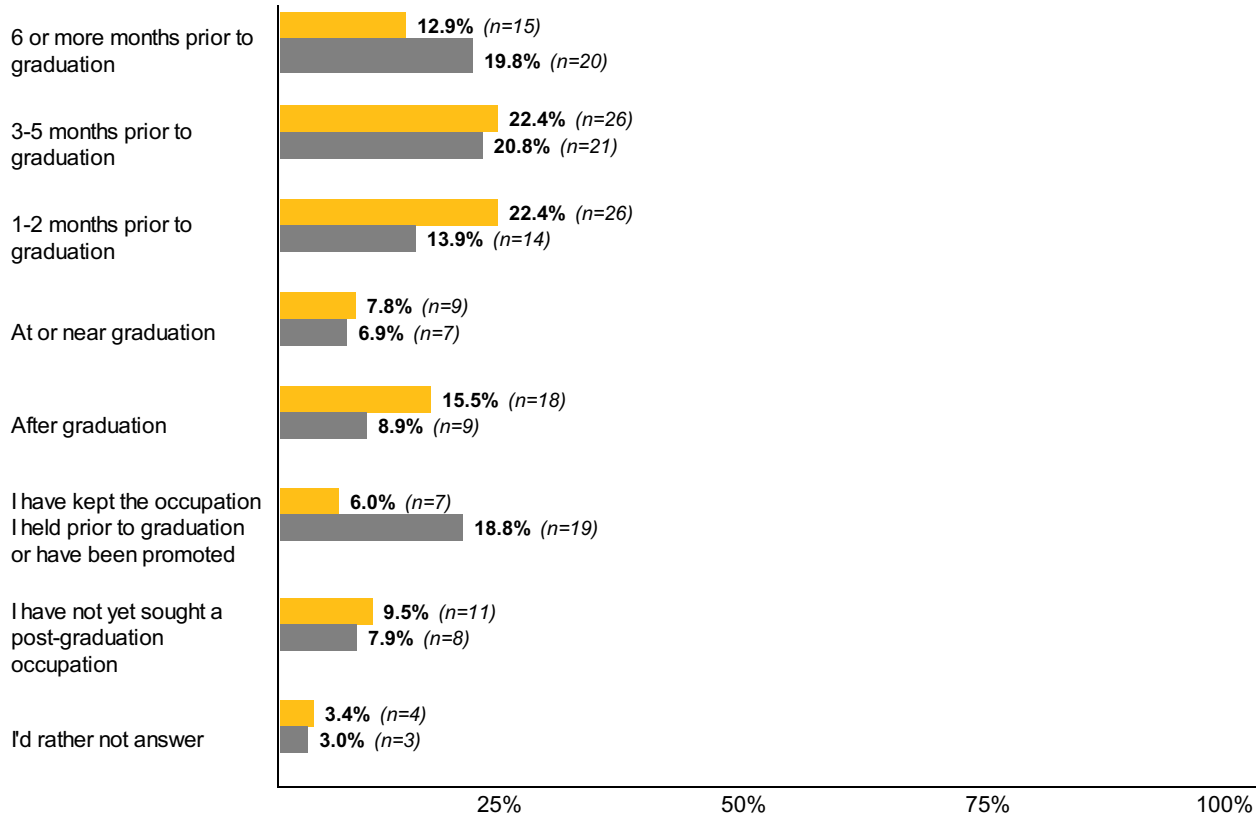
**Core 2:** Which of the options above would you identify as your primary status post-graduation?

	<b>Undergraduate</b> <i>n=116</i>	<b>Masters</b> <i>n=101</i>
Working full-time	<b>53.4%</b> ( <i>n=62</i> )	<b>53.5%</b> ( <i>n=54</i> )
Working part-time	<b>14.7%</b> ( <i>n=17</i> )	<b>18.8%</b> ( <i>n=19</i> )
Enrolling in additional education	<b>5.2%</b> ( <i>n=6</i> )	<b>0.0%</b> ( <i>n=0</i> )
Seeking additional education	<b>1.7%</b> ( <i>n=2</i> )	<b>0.0%</b> ( <i>n=0</i> )
Engaged in volunteer service	<b>1.7%</b> ( <i>n=2</i> )	<b>1.0%</b> ( <i>n=1</i> )
Unemployed and seeking employment	<b>22.4%</b> ( <i>n=26</i> )	<b>23.8%</b> ( <i>n=24</i> )
Unemployed and not seeking employment	<b>0.0%</b> ( <i>n=0</i> )	<b>2.0%</b> ( <i>n=2</i> )
I'd rather not answer	<b>0.9%</b> ( <i>n=1</i> )	<b>1.0%</b> ( <i>n=1</i> )

## General Outcomes

**Core 3:** When did you begin to pursue your primary post-graduation occupation?

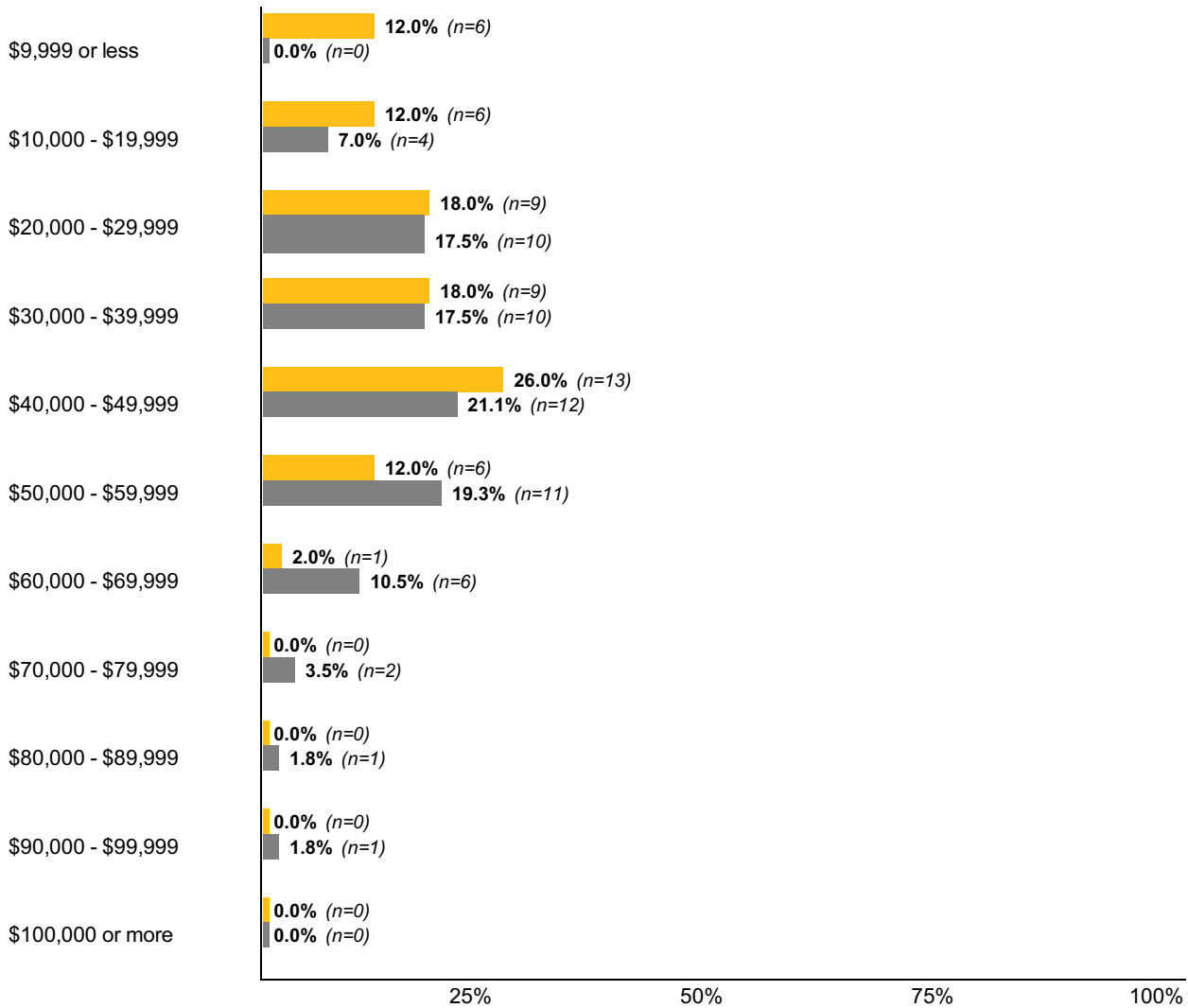
Undergraduate (*n*=116)  
Masters (*n*=101)



## Occupation

**Core 5:** Please enter your expected total annual income, and if applicable, guaranteed bonus(es) below.

Undergraduate (n=50)  
Masters (n=57)



Overall median income: **\$39,000**

Median income for *Undergraduate* students: **\$33,500**

Median income for *Masters* students: **\$40,000**

To protect respondent confidentiality, median incomes have been rounded to the nearest \$500 interval.

## Occupation

**Core 6:** Which of the following best describes your occupation?

	<b>Undergraduate</b> <i>n=77</i>	<b>Masters</b> <i>n=73</i>
Employed by an organization	<b>44.2%</b> ( <i>n=34</i> )	<b>64.4%</b> ( <i>n=47</i> )
Employed freelance	<b>0.0%</b> ( <i>n=0</i> )	<b>2.7%</b> ( <i>n=2</i> )
Self-employed	<b>2.6%</b> ( <i>n=2</i> )	<b>1.4%</b> ( <i>n=1</i> )
Employed in a temporary / contract work assignment	<b>16.9%</b> ( <i>n=13</i> )	<b>9.6%</b> ( <i>n=7</i> )
Employed in a postgraduate internship	<b>0.0%</b> ( <i>n=0</i> )	<b>1.4%</b> ( <i>n=1</i> )
Employed in a faculty position at an institution of higher learning	<b>7.8%</b> ( <i>n=6</i> )	<b>1.4%</b> ( <i>n=1</i> )
Employed in any other work category	<b>24.7%</b> ( <i>n=19</i> )	<b>13.7%</b> ( <i>n=10</i> )
I'd rather not answer	<b>3.9%</b> ( <i>n=3</i> )	<b>5.5%</b> ( <i>n=4</i> )

## Occupation

---

**Core 7:** Do you/will you hold more than one paid position?

	<b>Undergraduate</b> <i>n=77</i>	<b>Masters</b> <i>n=73</i>
Yes	<b>32.5%</b> ( <i>n=25</i> )	<b>26.0%</b> ( <i>n=19</i> )
No	<b>63.6%</b> ( <i>n=49</i> )	<b>67.1%</b> ( <i>n=49</i> )
I'd rather not answer	<b>3.9%</b> ( <i>n=3</i> )	<b>6.8%</b> ( <i>n=5</i> )

## Occupation: Industry

**Core 9 & Core 13:** Which of the following best describes the industry and job function of the occupation you do/will hold?

	<b>Undergraduate</b> <i>n=53</i>	<b>Masters</b> <i>n=58</i>
Education	<b>79.2%</b> ( <i>n=42</i> )	<b>51.7%</b> ( <i>n=30</i> )
Healthcare / Health Services	<b>0.0%</b> ( <i>n=0</i> )	<b>17.2%</b> ( <i>n=10</i> )
Other / Unspecified	<b>3.8%</b> ( <i>n=2</i> )	<b>5.2%</b> ( <i>n=3</i> )
Social Services	<b>0.0%</b> ( <i>n=0</i> )	<b>8.6%</b> ( <i>n=5</i> )
Higher Education	<b>0.0%</b> ( <i>n=0</i> )	<b>5.2%</b> ( <i>n=3</i> )
Food & Beverage	<b>1.9%</b> ( <i>n=1</i> )	<b>3.4%</b> ( <i>n=2</i> )
Retail / Wholesale	<b>3.8%</b> ( <i>n=2</i> )	<b>0.0%</b> ( <i>n=0</i> )
Banking	<b>1.9%</b> ( <i>n=1</i> )	<b>0.0%</b> ( <i>n=0</i> )
Transportation	<b>0.0%</b> ( <i>n=0</i> )	<b>1.7%</b> ( <i>n=1</i> )
Museums & Libraries	<b>1.9%</b> ( <i>n=1</i> )	<b>0.0%</b> ( <i>n=0</i> )
Consumer Services	<b>1.9%</b> ( <i>n=1</i> )	<b>0.0%</b> ( <i>n=0</i> )
Electronics	<b>1.9%</b> ( <i>n=1</i> )	<b>0.0%</b> ( <i>n=0</i> )
Real Estate	<b>0.0%</b> ( <i>n=0</i> )	<b>1.7%</b> ( <i>n=1</i> )
Consulting	<b>0.0%</b> ( <i>n=0</i> )	<b>1.7%</b> ( <i>n=1</i> )
Food Services	<b>1.9%</b> ( <i>n=1</i> )	<b>0.0%</b> ( <i>n=0</i> )
Public Relations / Public Affairs	<b>1.9%</b> ( <i>n=1</i> )	<b>0.0%</b> ( <i>n=0</i> )
Staffing & Employment	<b>0.0%</b> ( <i>n=0</i> )	<b>1.7%</b> ( <i>n=1</i> )
Government / Public Administration	<b>0.0%</b> ( <i>n=0</i> )	<b>1.7%</b> ( <i>n=1</i> )



## Occupation: Job Function

**Core 9 & Core 13:** Which of the following best describes the industry and job function of the occupation you do/will hold?

	<b>Undergraduate</b> <i>n=51</i>	<b>Masters</b> <i>n=55</i>
Teaching / Education	<b>60.8%</b> ( <i>n=31</i> )	<b>34.5%</b> ( <i>n=19</i> )
Counseling	<b>0.0%</b> ( <i>n=0</i> )	<b>32.7%</b> ( <i>n=18</i> )
Education & Training	<b>7.8%</b> ( <i>n=4</i> )	<b>10.9%</b> ( <i>n=6</i> )
Library Science	<b>5.9%</b> ( <i>n=3</i> )	<b>3.6%</b> ( <i>n=2</i> )
Childcare	<b>7.8%</b> ( <i>n=4</i> )	<b>0.0%</b> ( <i>n=0</i> )
Training	<b>0.0%</b> ( <i>n=0</i> )	<b>3.6%</b> ( <i>n=2</i> )
Administration	<b>0.0%</b> ( <i>n=0</i> )	<b>3.6%</b> ( <i>n=2</i> )
Other	<b>2.0%</b> ( <i>n=1</i> )	<b>1.8%</b> ( <i>n=1</i> )
Administrative / Support Services	<b>0.0%</b> ( <i>n=0</i> )	<b>3.6%</b> ( <i>n=2</i> )
Banking	<b>2.0%</b> ( <i>n=1</i> )	<b>0.0%</b> ( <i>n=0</i> )
Therapy	<b>0.0%</b> ( <i>n=0</i> )	<b>1.8%</b> ( <i>n=1</i> )
Hotel / Hospitality	<b>2.0%</b> ( <i>n=1</i> )	<b>0.0%</b> ( <i>n=0</i> )
Construction / Contracting	<b>2.0%</b> ( <i>n=1</i> )	<b>0.0%</b> ( <i>n=0</i> )
Coaching	<b>2.0%</b> ( <i>n=1</i> )	<b>0.0%</b> ( <i>n=0</i> )
Retail	<b>2.0%</b> ( <i>n=1</i> )	<b>0.0%</b> ( <i>n=0</i> )
Telecommunications	<b>0.0%</b> ( <i>n=0</i> )	<b>1.8%</b> ( <i>n=1</i> )
Restaurant Management / Food Service	<b>2.0%</b> ( <i>n=1</i> )	<b>0.0%</b> ( <i>n=0</i> )
Not Specified	<b>2.0%</b> ( <i>n=1</i> )	<b>0.0%</b> ( <i>n=0</i> )
Management	<b>0.0%</b> ( <i>n=0</i> )	<b>1.8%</b> ( <i>n=1</i> )
Customer Service	<b>2.0%</b> ( <i>n=1</i> )	<b>0.0%</b> ( <i>n=0</i> )



## Occupation

**Core 10 & Core 14:** Please enter the location of your occupation.

	<b>Undergraduate</b> <i>n=53</i>	<b>Masters</b> <i>n=55</i>
PA	<b>67.9%</b> ( <i>n=36</i> )	<b>98.2%</b> ( <i>n=54</i> )
NJ	<b>13.2%</b> ( <i>n=7</i> )	<b>0.0%</b> ( <i>n=0</i> )
MD	<b>9.4%</b> ( <i>n=5</i> )	<b>0.0%</b> ( <i>n=0</i> )
VA	<b>5.7%</b> ( <i>n=3</i> )	<b>0.0%</b> ( <i>n=0</i> )
AZ	<b>1.9%</b> ( <i>n=1</i> )	<b>0.0%</b> ( <i>n=0</i> )
FL	<b>1.9%</b> ( <i>n=1</i> )	<b>0.0%</b> ( <i>n=0</i> )
OR	<b>0.0%</b> ( <i>n=0</i> )	<b>1.8%</b> ( <i>n=1</i> )

## Occupation

**Core 15:** Which of these best describes your primary reason for being unemployed or not seeking employment?

	<b>Undergraduate</b> <i>n=27</i>	<b>Masters</b> <i>n=26</i>
Family or personal reasons	<b>0.0%</b> ( <i>n=0</i> )	<b>11.5%</b> ( <i>n=3</i> )
Enrolled / Enrolling in a degree or certificate program	<b>48.1%</b> ( <i>n=13</i> )	<b>34.6%</b> ( <i>n=9</i> )
Unable to find employment related to career goals or area of study	<b>0.0%</b> ( <i>n=0</i> )	<b>11.5%</b> ( <i>n=3</i> )
Unable to find employment where I live or want to live	<b>22.2%</b> ( <i>n=6</i> )	<b>11.5%</b> ( <i>n=3</i> )
Unable to find any employment	<b>7.4%</b> ( <i>n=2</i> )	<b>7.7%</b> ( <i>n=2</i> )
Other	<b>25.9%</b> ( <i>n=7</i> )	<b>23.1%</b> ( <i>n=6</i> )

## Occupation

---

**Core 16:** Have you received any offers for employment that you did not accept?

	<b>Undergraduate</b> <i>n=29</i>	<b>Masters</b> <i>n=27</i>
No	<b>79.3%</b> ( <i>n=23</i> )	<b>81.5%</b> ( <i>n=22</i> )
Yes	<b>10.3%</b> ( <i>n=3</i> )	<b>18.5%</b> ( <i>n=5</i> )
I'd rather not answer	<b>10.3%</b> ( <i>n=3</i> )	<b>0.0%</b> ( <i>n=0</i> )

## Occupation

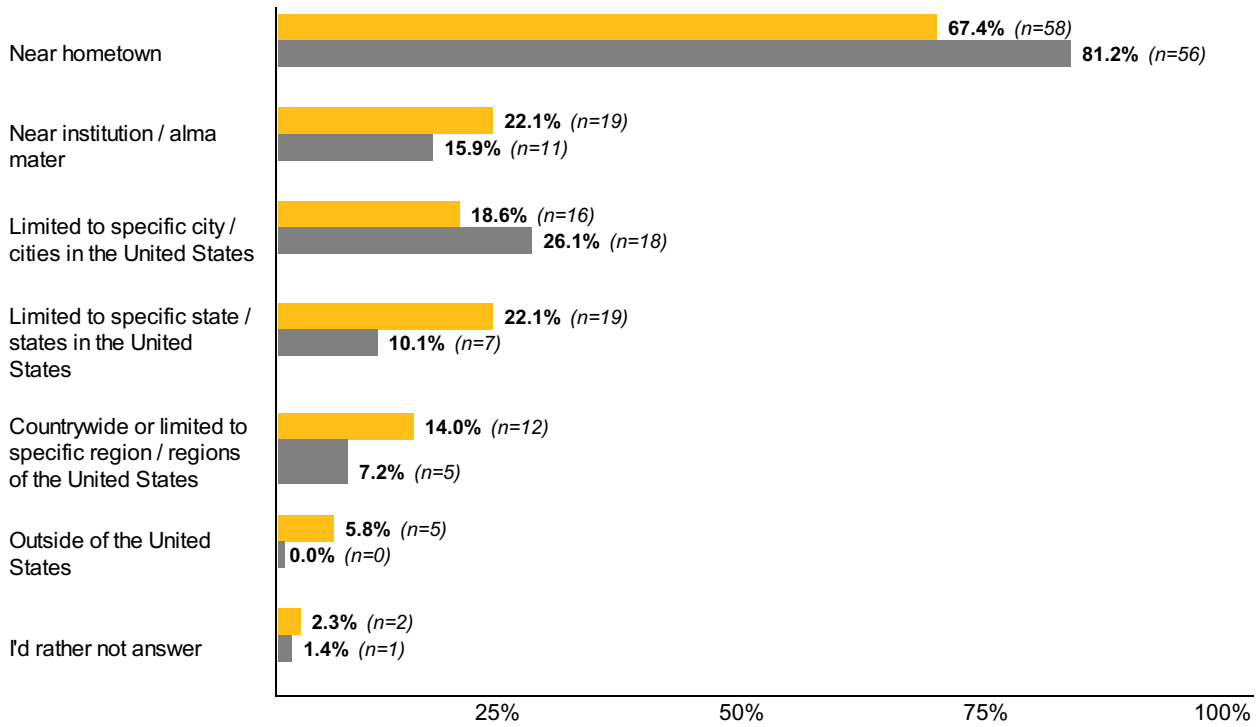
**Core 17:** Which of these best describe your reason(s) for not accepting your offer(s)? (Select all that apply)

	<b>Undergraduate</b> <i>n=4</i>	<b>Masters</b> <i>n=5</i>
Position not located where I live or want to live	<b>100.0%</b> ( <i>n=4</i> )	<b>0.0%</b> ( <i>n=0</i> )
Family or personal reasons	<b>0.0%</b> ( <i>n=0</i> )	<b>40.0%</b> ( <i>n=2</i> )
Other	<b>0.0%</b> ( <i>n=0</i> )	<b>40.0%</b> ( <i>n=2</i> )
Position had insufficient level of pay	<b>25.0%</b> ( <i>n=1</i> )	<b>20.0%</b> ( <i>n=1</i> )
Considering other offers / opportunities	<b>25.0%</b> ( <i>n=1</i> )	<b>0.0%</b> ( <i>n=0</i> )
Organization or position fit unacceptable	<b>0.0%</b> ( <i>n=0</i> )	<b>20.0%</b> ( <i>n=1</i> )

## Occupation

**Core 18:** Where geographically did you look when searching for your post-graduation occupation? (Select all that apply)

Undergraduate (n=86)  
Masters (n=69)



## Additional Education Enrollment



**Core 20:** Please answer each of the items below concerning the additional education you are pursuing.

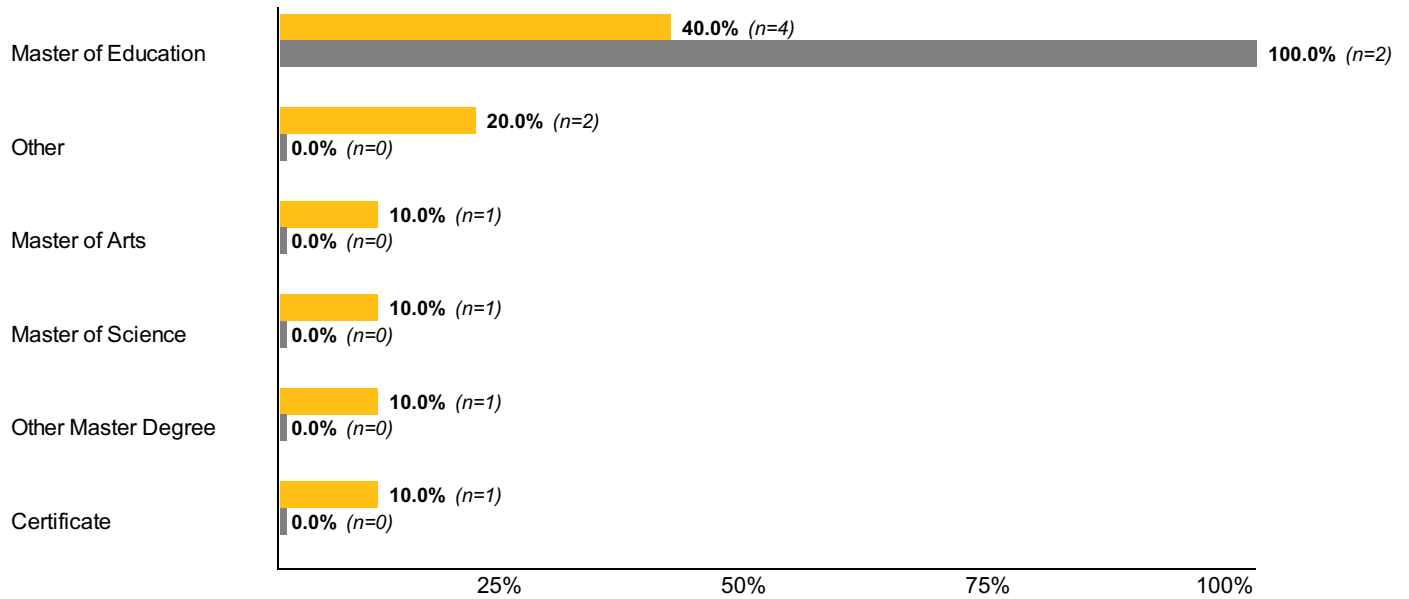
	<b>Undergraduate</b> <i>n=10</i>	<b>Masters</b> <i>n=3</i>
Education	<b>70.0%</b> ( <i>n=7</i> )	<b>66.7%</b> ( <i>n=2</i> )
English language and literature / letters	<b>10.0%</b> ( <i>n=1</i> )	<b>0.0%</b> ( <i>n=0</i> )
Library science	<b>10.0%</b> ( <i>n=1</i> )	<b>0.0%</b> ( <i>n=0</i> )
Public administration and social service professions	<b>10.0%</b> ( <i>n=1</i> )	<b>0.0%</b> ( <i>n=0</i> )
Social sciences	<b>0.0%</b> ( <i>n=0</i> )	<b>33.3%</b> ( <i>n=1</i> )



## Additional Education Enrollment

**Core 21:** What additional degree are you seeking post-graduation?

 Undergraduate (*n*=10)  
 Masters (*n*=2)





## Military Service

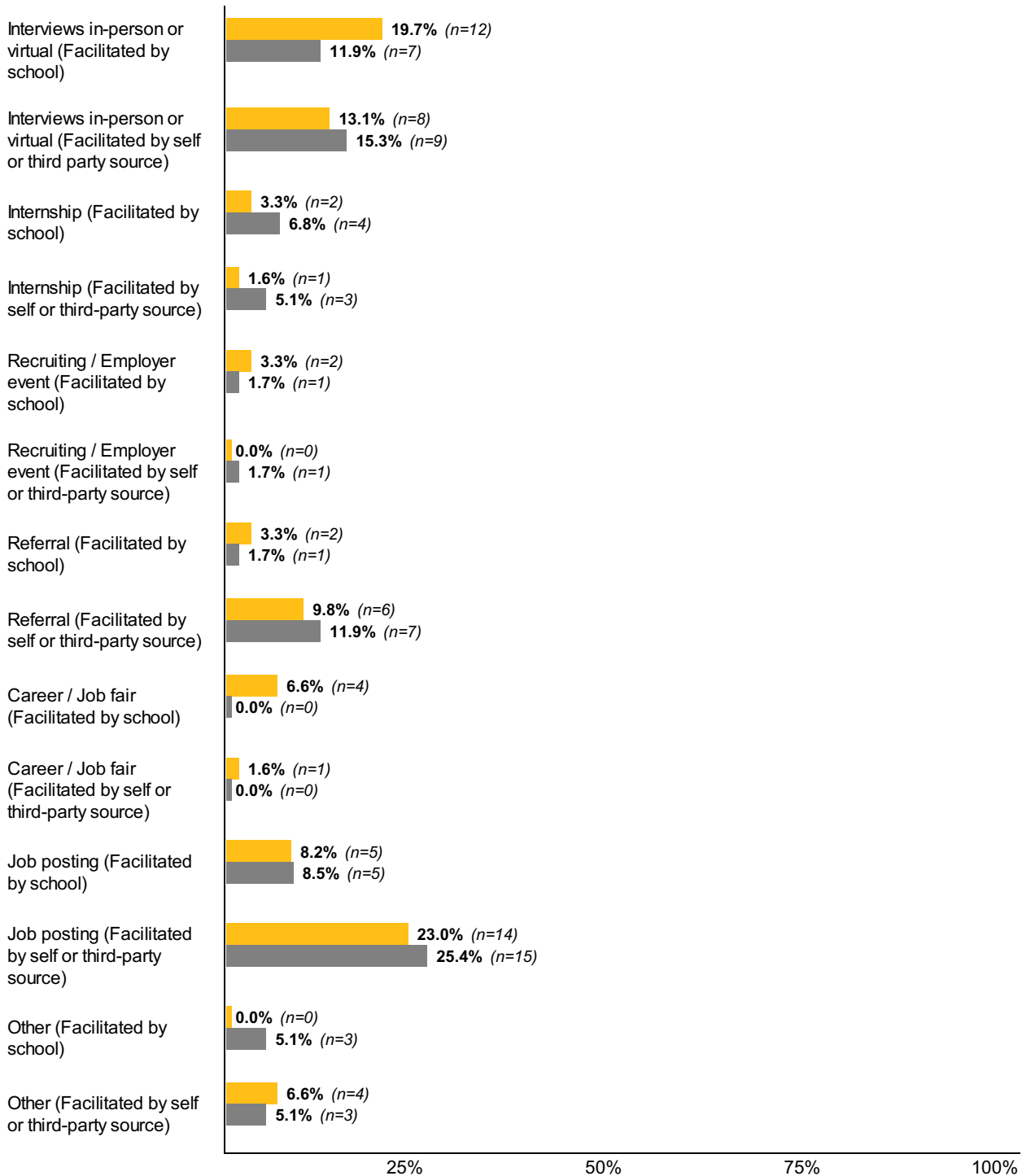
**Core 24:** In which branch of the military are you serving?

	Undergraduate <i>n=3</i>	Masters <i>n=0</i>
Army	<b>66.7%</b> ( <i>n=2</i> )	<b>0.0%</b> ( <i>n=0</i> )
I'd rather not answer	<b>33.3%</b> ( <i>n=1</i> )	<b>0.0%</b> ( <i>n=0</i> )
Air Force	<b>0.0%</b> ( <i>n=0</i> )	<b>0.0%</b> ( <i>n=0</i> )
Coast Guard	<b>0.0%</b> ( <i>n=0</i> )	<b>0.0%</b> ( <i>n=0</i> )
Marines	<b>0.0%</b> ( <i>n=0</i> )	<b>0.0%</b> ( <i>n=0</i> )
Navy	<b>0.0%</b> ( <i>n=0</i> )	<b>0.0%</b> ( <i>n=0</i> )

## Engagement

**Engagement 47:** Please indicate the primary job search activity that led to the job you accepted or hold. (Select one)

 Undergraduate (n=61)  
 Masters (n=59)



## Engagement

**Engagement 48:** How helpful did you find each of these resources when searching for an occupation?

	<b>Undergraduate</b> <i>n=102</i>	<b>Masters</b> <i>n=95</i>
Career Center Staff = Very Helpful	<b>9.8%</b> ( <i>n=10</i> )	<b>8.4%</b> ( <i>n=8</i> )
Career Center Staff = Helpful	<b>28.4%</b> ( <i>n=29</i> )	<b>12.6%</b> ( <i>n=12</i> )
Career Center Staff = Neither Helpful nor Unhelpful	<b>9.8%</b> ( <i>n=10</i> )	<b>7.4%</b> ( <i>n=7</i> )
Career Center Staff = Unhelpful	<b>2.0%</b> ( <i>n=2</i> )	<b>1.1%</b> ( <i>n=1</i> )
Career Center Staff = Very Unhelpful	<b>2.0%</b> ( <i>n=2</i> )	<b>2.1%</b> ( <i>n=2</i> )
Career Center Staff = I have never used this resource	<b>47.1%</b> ( <i>n=48</i> )	<b>66.3%</b> ( <i>n=63</i> )
Career Center Services = Very Helpful	<b>11.8%</b> ( <i>n=12</i> )	<b>7.4%</b> ( <i>n=7</i> )
Career Center Services = Helpful	<b>30.4%</b> ( <i>n=31</i> )	<b>15.8%</b> ( <i>n=15</i> )
Career Center Services = Neither Helpful nor Unhelpful	<b>9.8%</b> ( <i>n=10</i> )	<b>10.5%</b> ( <i>n=10</i> )
Career Center Services = Unhelpful	<b>2.9%</b> ( <i>n=3</i> )	<b>1.1%</b> ( <i>n=1</i> )
Career Center Services = Very Unhelpful	<b>2.0%</b> ( <i>n=2</i> )	<b>2.1%</b> ( <i>n=2</i> )
Career Center Services = I have never used this resource	<b>42.2%</b> ( <i>n=43</i> )	<b>63.2%</b> ( <i>n=60</i> )
Departmental Faculty / Staff / Services = Very Helpful	<b>34.3%</b> ( <i>n=35</i> )	<b>27.4%</b> ( <i>n=26</i> )
Departmental Faculty / Staff / Services = Helpful	<b>32.4%</b> ( <i>n=33</i> )	<b>28.4%</b> ( <i>n=27</i> )
Departmental Faculty / Staff / Services = Neither Helpful nor Unhelpful	<b>6.9%</b> ( <i>n=7</i> )	<b>9.5%</b> ( <i>n=9</i> )
Departmental Faculty / Staff / Services = Unhelpful	<b>1.0%</b> ( <i>n=1</i> )	<b>3.2%</b> ( <i>n=3</i> )
Departmental Faculty / Staff / Services = Very Unhelpful	<b>2.9%</b> ( <i>n=3</i> )	<b>1.1%</b> ( <i>n=1</i> )
Departmental Faculty / Staff / Services = I have never used this resource	<b>22.5%</b> ( <i>n=23</i> )	<b>29.5%</b> ( <i>n=28</i> )
Other Faculty / Staff / Services = Very Helpful	<b>21.6%</b> ( <i>n=22</i> )	<b>13.7%</b> ( <i>n=13</i> )
Other Faculty / Staff / Services = Helpful	<b>31.4%</b> ( <i>n=32</i> )	<b>20.0%</b> ( <i>n=19</i> )

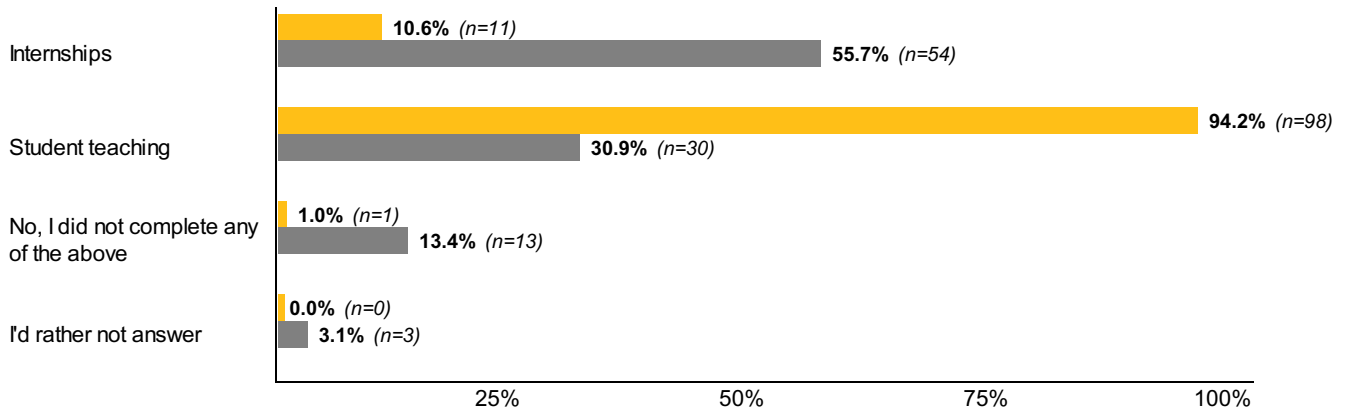
Other Faculty / Staff / Services = Neither Helpful nor Unhelpful	<b>10.8%</b> (n=11)	<b>7.4%</b> (n=7)
Other Faculty / Staff / Services = Unhelpful	<b>0.0%</b> (n=0)	<b>3.2%</b> (n=3)
Other Faculty / Staff / Services = Very Unhelpful	<b>2.9%</b> (n=3)	<b>0.0%</b> (n=0)
Other Faculty / Staff / Services = I have never used this resource	<b>30.4%</b> (n=31)	<b>54.7%</b> (n=52)
Academic Advising Staff / Services = Very Helpful	<b>23.5%</b> (n=24)	<b>14.7%</b> (n=14)
Academic Advising Staff / Services = Helpful	<b>36.3%</b> (n=37)	<b>26.3%</b> (n=25)
Academic Advising Staff / Services = Neither Helpful nor Unhelpful	<b>13.7%</b> (n=14)	<b>8.4%</b> (n=8)
Academic Advising Staff / Services = Unhelpful	<b>2.9%</b> (n=3)	<b>2.1%</b> (n=2)
Academic Advising Staff / Services = Very Unhelpful	<b>2.0%</b> (n=2)	<b>2.1%</b> (n=2)
Academic Advising Staff / Services = I have never used this resource	<b>20.6%</b> (n=21)	<b>45.3%</b> (n=43)
Alumni = Very Helpful	<b>12.7%</b> (n=13)	<b>9.5%</b> (n=9)
Alumni = Helpful	<b>23.5%</b> (n=24)	<b>18.9%</b> (n=18)
Alumni = Neither Helpful nor Unhelpful	<b>17.6%</b> (n=18)	<b>4.2%</b> (n=4)
Alumni = Unhelpful	<b>2.0%</b> (n=2)	<b>0.0%</b> (n=0)
Alumni = Very Unhelpful	<b>2.9%</b> (n=3)	<b>1.1%</b> (n=1)
Alumni = I have never used this resource	<b>40.2%</b> (n=41)	<b>65.3%</b> (n=62)
Family Members = Very Helpful	<b>36.3%</b> (n=37)	<b>20.0%</b> (n=19)
Family Members = Helpful	<b>41.2%</b> (n=42)	<b>27.4%</b> (n=26)
Family Members = Neither Helpful nor Unhelpful	<b>7.8%</b> (n=8)	<b>9.5%</b> (n=9)
Family Members = Unhelpful	<b>1.0%</b> (n=1)	<b>3.2%</b> (n=3)
Family Members = Very Unhelpful	<b>2.0%</b> (n=2)	<b>1.1%</b> (n=1)
Family Members = I have never used this resource	<b>9.8%</b> (n=10)	<b>37.9%</b> (n=36)
Bosses / Co-workers / Supervisors = Very Helpful	<b>24.5%</b> (n=25)	<b>25.3%</b> (n=24)
Bosses / Co-workers / Supervisors = Helpful	<b>35.3%</b> (n=36)	<b>30.5%</b> (n=29)
Bosses / Co-workers / Supervisors = Neither Helpful nor Unhelpful	<b>16.7%</b> (n=17)	<b>9.5%</b> (n=9)
Bosses / Co-workers / Supervisors = Unhelpful	<b>1.0%</b> (n=1)	<b>1.1%</b> (n=1)
Bosses / Co-workers / Supervisors = Very Unhelpful	<b>2.0%</b> (n=2)	<b>2.1%</b> (n=2)
Bosses / Co-workers / Supervisors = I have never used this resource	<b>18.6%</b> (n=19)	<b>30.5%</b> (n=29)

Professional Contacts / Organizations = Very Helpful	<b>31.4%</b> (n=32)	<b>22.1%</b> (n=21)
Professional Contacts / Organizations = Helpful	<b>37.3%</b> (n=38)	<b>35.8%</b> (n=34)
Professional Contacts / Organizations = Neither Helpful nor Unhelpful	<b>8.8%</b> (n=9)	<b>10.5%</b> (n=10)
Professional Contacts / Organizations = Unhelpful	<b>1.0%</b> (n=1)	<b>1.1%</b> (n=1)
Professional Contacts / Organizations = Very Unhelpful	<b>1.0%</b> (n=1)	<b>1.1%</b> (n=1)
Professional Contacts / Organizations = I have never used this resource	<b>20.6%</b> (n=21)	<b>28.4%</b> (n=27)
Peers = Very Helpful	<b>24.5%</b> (n=25)	<b>22.1%</b> (n=21)
Peers = Helpful	<b>43.1%</b> (n=44)	<b>41.1%</b> (n=39)
Peers = Neither Helpful nor Unhelpful	<b>14.7%</b> (n=15)	<b>12.6%</b> (n=12)
Peers = Unhelpful	<b>0.0%</b> (n=0)	<b>1.1%</b> (n=1)
Peers = Very Unhelpful	<b>1.0%</b> (n=1)	<b>1.1%</b> (n=1)
Peers = I have never used this resource	<b>14.7%</b> (n=15)	<b>21.1%</b> (n=20)

## Engagement

**Experiential 49:** Did you complete any of the following while working on your degree? (Select all that apply)

Undergraduate (*n*=104)  
Masters (*n*=97)



## Internships

**Experiential 51:** How many internships did you complete?

	Undergraduate <i>n=11</i>	Masters <i>n=54</i>
1	<b>81.8%</b> ( <i>n=9</i> )	<b>38.9%</b> ( <i>n=21</i> )
2	<b>18.2%</b> ( <i>n=2</i> )	<b>38.9%</b> ( <i>n=21</i> )
3	<b>0.0%</b> ( <i>n=0</i> )	<b>18.5%</b> ( <i>n=10</i> )
4	<b>0.0%</b> ( <i>n=0</i> )	<b>0.0%</b> ( <i>n=0</i> )
5	<b>0.0%</b> ( <i>n=0</i> )	<b>0.0%</b> ( <i>n=0</i> )
More than 5	<b>0.0%</b> ( <i>n=0</i> )	<b>0.0%</b> ( <i>n=0</i> )
Other	<b>0.0%</b> ( <i>n=0</i> )	<b>3.7%</b> ( <i>n=2</i> )



## Internships

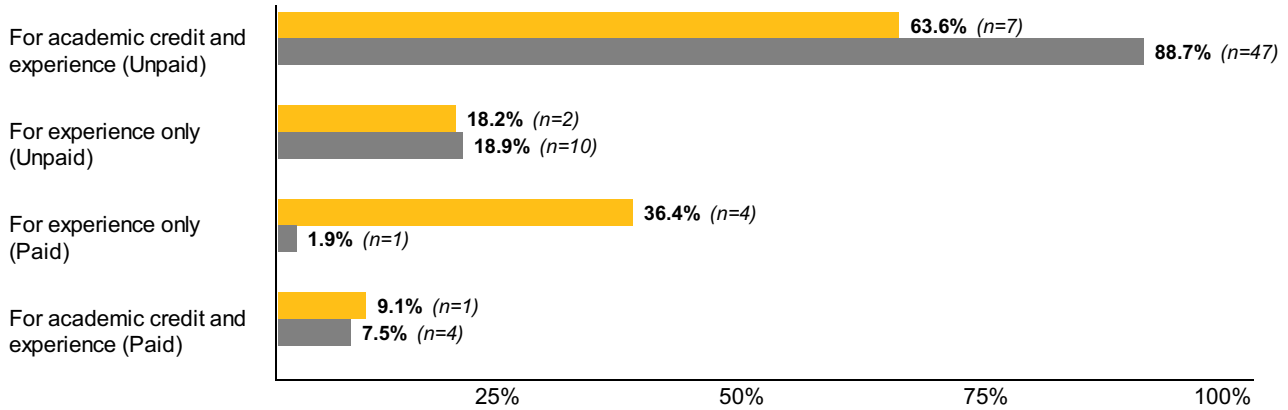
**Experiential 52:** Please indicate if these experiences were full or part-time. (Select all that apply)

	<b>Undergraduate</b> <i>n=11</i>	<b>Masters</b> <i>n=53</i>
Part-time	<b>72.7%</b> ( <i>n=8</i> )	<b>73.6%</b> ( <i>n=39</i> )
Full-time	<b>36.4%</b> ( <i>n=4</i> )	<b>35.8%</b> ( <i>n=19</i> )

## Internships

**Experiential 53:** What types of internships did you complete? (Select all that apply)

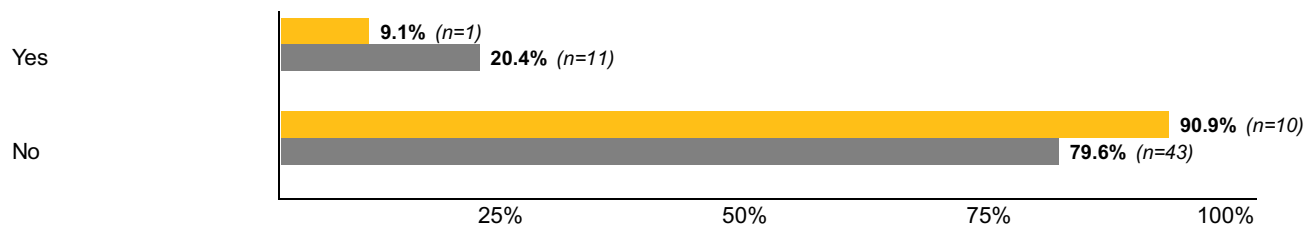
Undergraduate (*n*=11)  
Masters (*n*=53)



## Internships

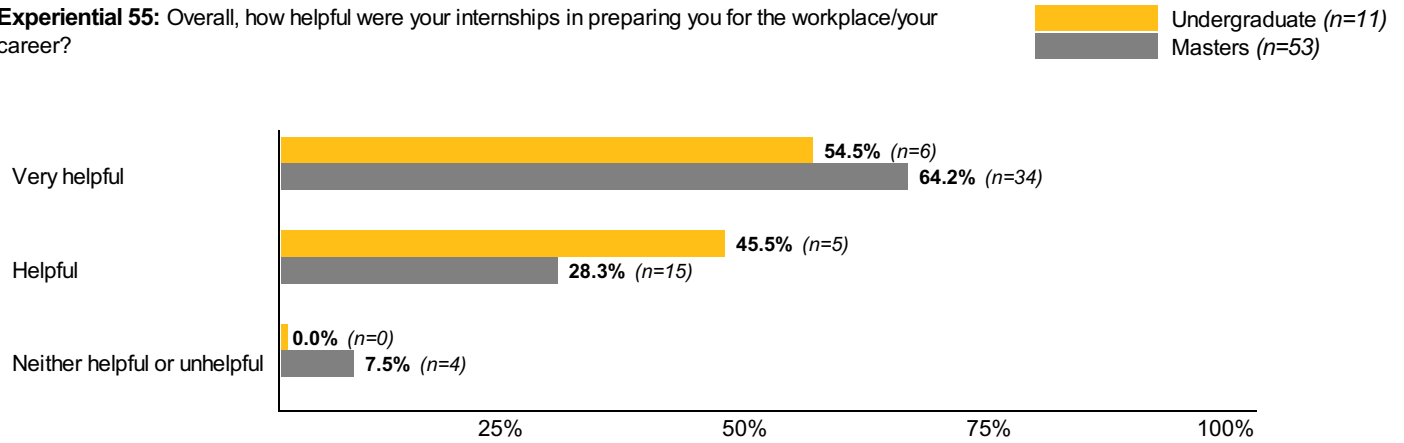
**Experiential 54:** Were you offered full-time employment as result of any of your internships?

Undergraduate (*n*=11)  
Masters (*n*=54)



## Internships

**Experiential 55:** Overall, how helpful were your internships in preparing you for the workplace/your career?



## Student Teaching

**Experiential 94:** Please indicate if this experience was full or part-time. (Select all that apply)

	<b>Undergraduate</b> <i>n=95</i>	<b>Masters</b> <i>n=30</i>
Full-time	<b>95.8%</b> ( <i>n=91</i> )	<b>90.0%</b> ( <i>n=27</i> )
Part-time	<b>4.2%</b> ( <i>n=4</i> )	<b>10.0%</b> ( <i>n=3</i> )

## Student Teaching: Grade Level

**Experiential 95:** Please indicate the grade you taught and whether the school was public or private.

	<b>Undergraduate</b> <i>n=95</i>	<b>Masters</b> <i>n=30</i>
Pre-K	<b>0.0%</b> ( <i>n=0</i> )	<b>10.0%</b> ( <i>n=3</i> )
Kindergarten	<b>6.3%</b> ( <i>n=6</i> )	<b>10.0%</b> ( <i>n=3</i> )
1st	<b>5.3%</b> ( <i>n=5</i> )	<b>6.7%</b> ( <i>n=2</i> )
2nd	<b>10.5%</b> ( <i>n=10</i> )	<b>3.3%</b> ( <i>n=1</i> )
3rd	<b>6.3%</b> ( <i>n=6</i> )	<b>0.0%</b> ( <i>n=0</i> )
4th	<b>3.2%</b> ( <i>n=3</i> )	<b>0.0%</b> ( <i>n=0</i> )
5th	<b>3.2%</b> ( <i>n=3</i> )	<b>0.0%</b> ( <i>n=0</i> )
6th	<b>3.2%</b> ( <i>n=3</i> )	<b>0.0%</b> ( <i>n=0</i> )
7th	<b>18.9%</b> ( <i>n=18</i> )	<b>10.0%</b> ( <i>n=3</i> )
8th	<b>6.3%</b> ( <i>n=6</i> )	<b>13.3%</b> ( <i>n=4</i> )
9th	<b>3.2%</b> ( <i>n=3</i> )	<b>6.7%</b> ( <i>n=2</i> )
10th	<b>1.1%</b> ( <i>n=1</i> )	<b>16.7%</b> ( <i>n=5</i> )
11th	<b>3.2%</b> ( <i>n=3</i> )	<b>3.3%</b> ( <i>n=1</i> )
12th	<b>3.2%</b> ( <i>n=3</i> )	<b>3.3%</b> ( <i>n=1</i> )
Non-grade level	<b>0.0%</b> ( <i>n=0</i> )	<b>0.0%</b> ( <i>n=0</i> )
More than one grade level (Multiple positions)	<b>26.3%</b> ( <i>n=25</i> )	<b>16.7%</b> ( <i>n=5</i> )
Other	<b>0.0%</b> ( <i>n=0</i> )	<b>0.0%</b> ( <i>n=0</i> )

## Student Teaching: Public/Private/Charter

**Experiential 95:** Please indicate the grade you taught and whether the school was public or private.

	<b>Undergraduate</b> <i>n=94</i>	<b>Masters</b> <i>n=29</i>
Public	<b>97.9%</b> ( <i>n=92</i> )	<b>100.0%</b> ( <i>n=29</i> )
Private	<b>1.1%</b> ( <i>n=1</i> )	<b>0.0%</b> ( <i>n=0</i> )
Multiple (Multiple positions)	<b>1.1%</b> ( <i>n=1</i> )	<b>0.0%</b> ( <i>n=0</i> )

## Student Teaching

**Experiential 96:** Were you offered full-time employment as result of your student teaching experience?

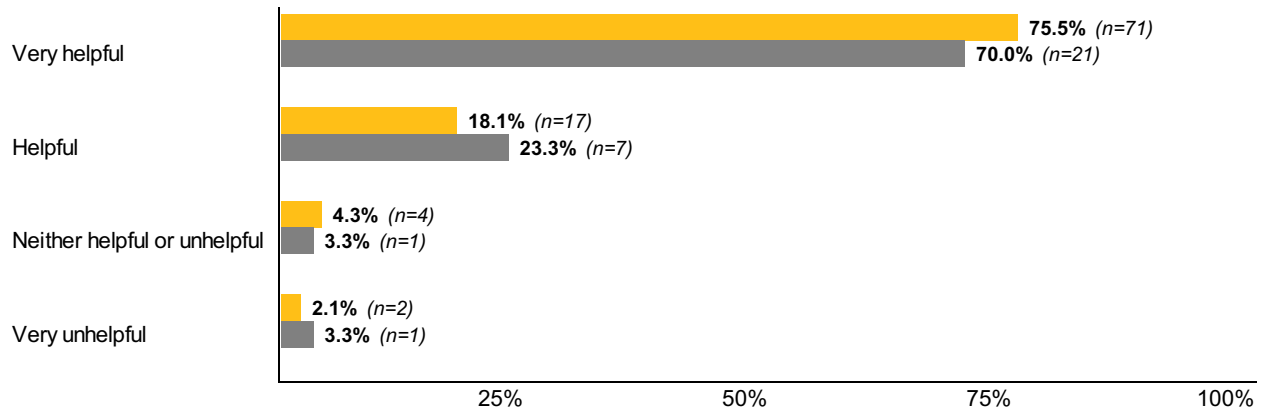
	<b>Undergraduate</b> <i>n=96</i>	<b>Masters</b> <i>n=30</i>
Yes	<b>10.4%</b> ( <i>n=10</i> )	<b>13.3%</b> ( <i>n=4</i> )
No	<b>80.2%</b> ( <i>n=77</i> )	<b>76.7%</b> ( <i>n=23</i> )
I'd rather not answer	<b>9.4%</b> ( <i>n=9</i> )	<b>10.0%</b> ( <i>n=3</i> )



## Student Teaching

**Experiential 97:** How helpful was your student teaching experience in preparing you for the workplace/your career?

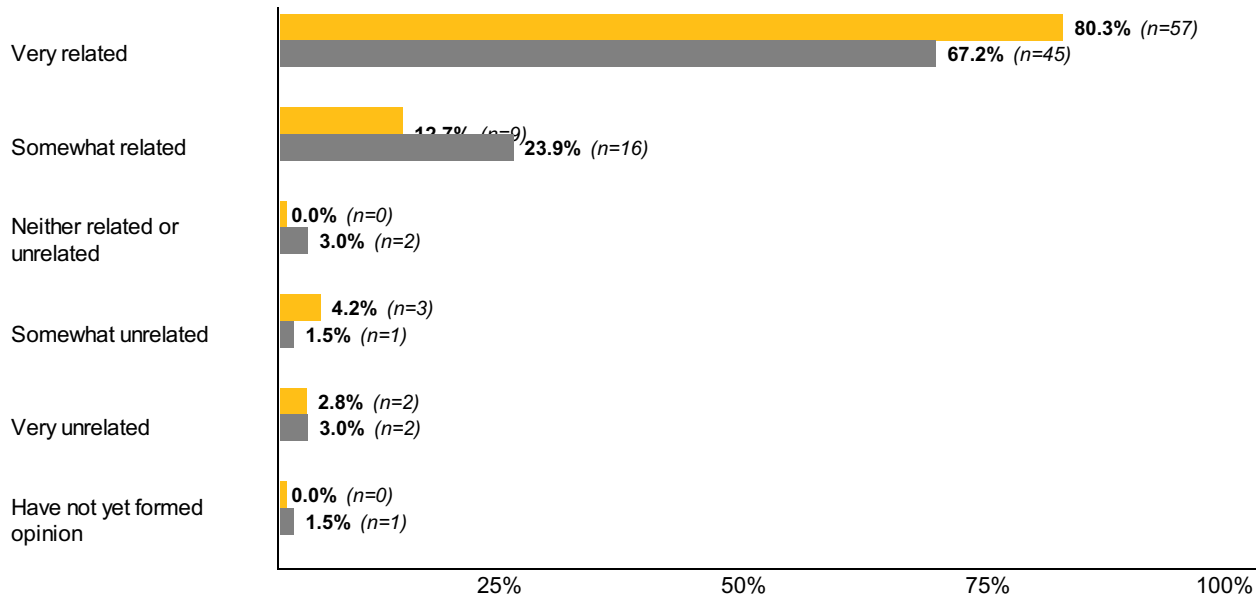
Undergraduate (n=94)  
Masters (n=30)



## Satisfaction

**Satisfaction 105:** How related is your primary post-graduation occupation to your program/area of study?

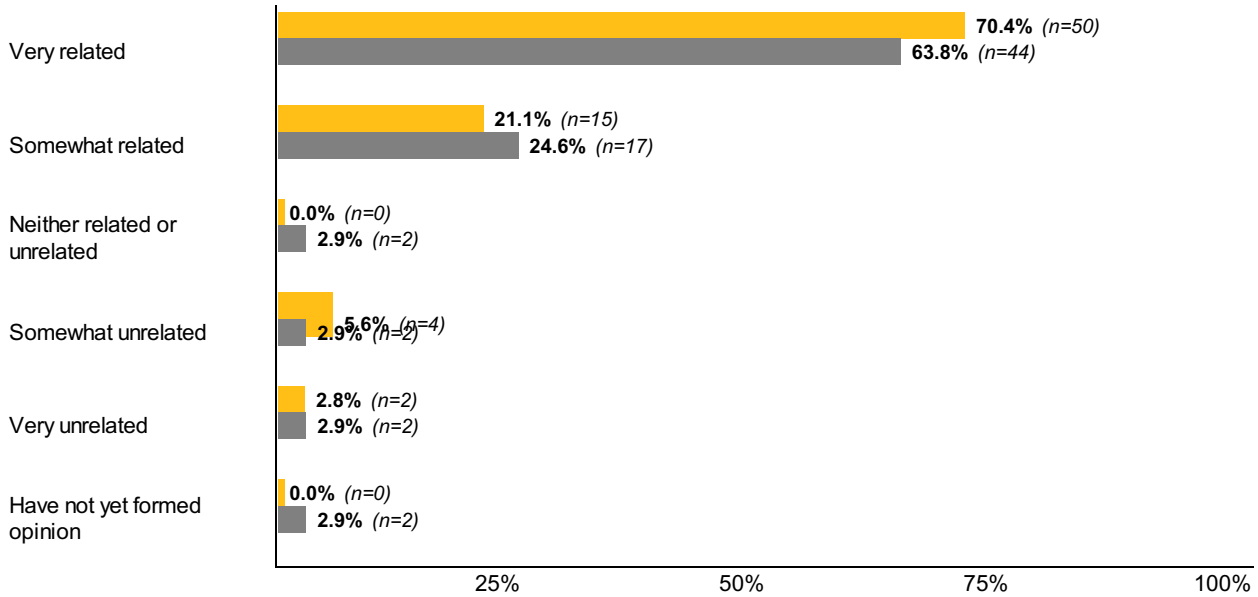
Undergraduate (n=71)  
Masters (n=67)



## Satisfaction



**Satisfaction 106:** How related is your primary post-graduation occupation to your career goals?

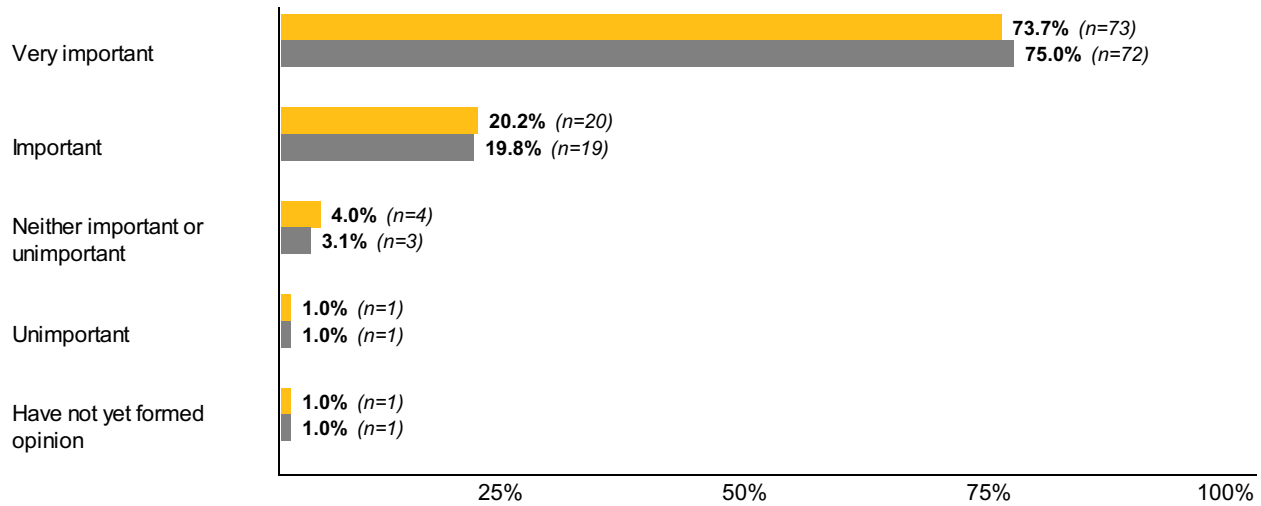
Undergraduate (n=71)  
Masters (n=69)



## Satisfaction

**Satisfaction 107:** How important to you is it that your primary post-graduation occupation or career is related to your program/area of study?

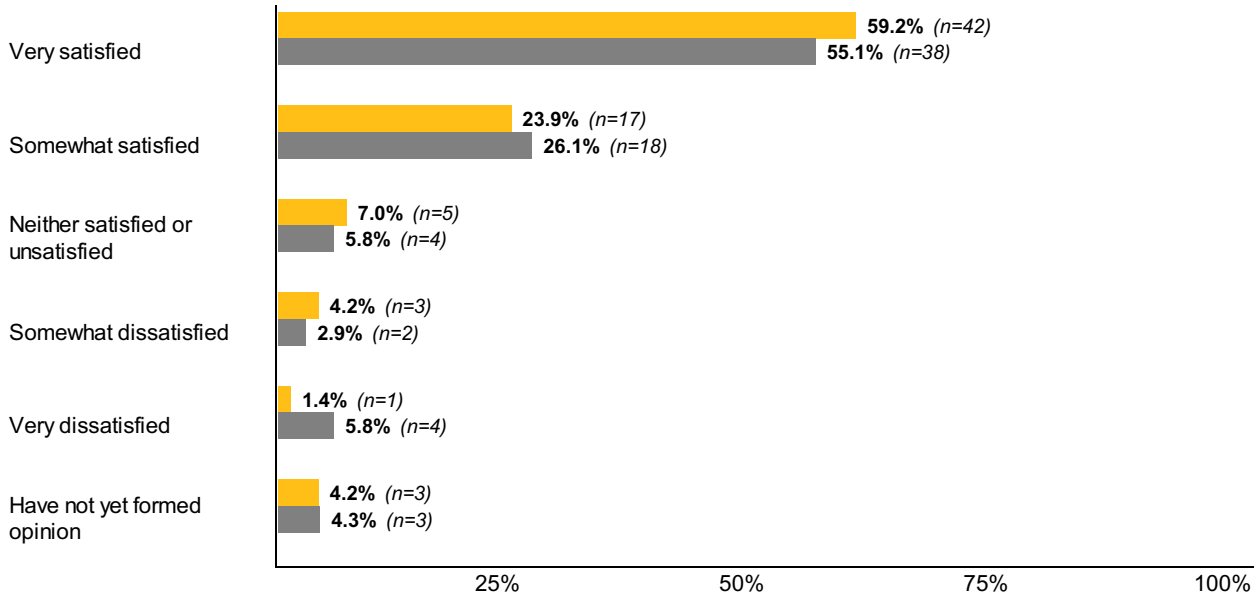
 Undergraduate (n=99)  
 Masters (n=96)



## Satisfaction

**Satisfaction 108:** How satisfied are you with your primary post-graduation occupation?

Undergraduate (n=71)  
Masters (n=69)



## Motivation

**Motivation 109:** Which of these best describes your situation before beginning the degree you recently completed? (Select all that apply)

	<b>Undergraduate</b> <i>n=98</i>	<b>Masters</b> <i>n=96</i>
Recently completed high school or GED	<b>83.7%</b> ( <i>n=82</i> )	<b>0.0%</b> ( <i>n=0</i> )
Working full-time	<b>11.2%</b> ( <i>n=11</i> )	<b>52.1%</b> ( <i>n=50</i> )
Working part-time	<b>39.8%</b> ( <i>n=39</i> )	<b>17.7%</b> ( <i>n=17</i> )
Recently completed post-secondary education	<b>5.1%</b> ( <i>n=5</i> )	<b>39.6%</b> ( <i>n=38</i> )
Caring for children or other family	<b>5.1%</b> ( <i>n=5</i> )	<b>13.5%</b> ( <i>n=13</i> )
Other	<b>0.0%</b> ( <i>n=0</i> )	<b>3.1%</b> ( <i>n=3</i> )
Unemployed and seeking employment	<b>1.0%</b> ( <i>n=1</i> )	<b>2.1%</b> ( <i>n=2</i> )
Unemployed and not seeking employment	<b>0.0%</b> ( <i>n=0</i> )	<b>2.1%</b> ( <i>n=2</i> )
Self-employed	<b>0.0%</b> ( <i>n=0</i> )	<b>1.0%</b> ( <i>n=1</i> )
Engaged in military service	<b>1.0%</b> ( <i>n=1</i> )	<b>0.0%</b> ( <i>n=0</i> )

## Motivation

**Motivation 110:** What was your primary motivation when beginning the degree you recently completed?

	<b>Undergraduate</b> <i>n=98</i>	<b>Masters</b> <i>n=95</i>
Employment opportunities	<b>25.5%</b> ( <i>n=25</i> )	<b>42.1%</b> ( <i>n=40</i> )
Impact on society	<b>40.8%</b> ( <i>n=40</i> )	<b>11.6%</b> ( <i>n=11</i> )
Job satisfaction	<b>23.5%</b> ( <i>n=23</i> )	<b>20.0%</b> ( <i>n=19</i> )
Personal enrichment	<b>8.2%</b> ( <i>n=8</i> )	<b>9.5%</b> ( <i>n=9</i> )
Income potential	<b>1.0%</b> ( <i>n=1</i> )	<b>9.5%</b> ( <i>n=9</i> )
Other	<b>1.0%</b> ( <i>n=1</i> )	<b>5.3%</b> ( <i>n=5</i> )
Professional prestige	<b>0.0%</b> ( <i>n=0</i> )	<b>2.1%</b> ( <i>n=2</i> )

## Motivation

**Motivation 111:** What was your primary motivation when finishing the degree you recently completed?

	<b>Undergraduate</b> <i>n=99</i>	<b>Masters</b> <i>n=95</i>
Employment opportunities	<b>29.3%</b> ( <i>n=29</i> )	<b>43.2%</b> ( <i>n=41</i> )
Impact on society	<b>39.4%</b> ( <i>n=39</i> )	<b>13.7%</b> ( <i>n=13</i> )
Job satisfaction	<b>17.2%</b> ( <i>n=17</i> )	<b>16.8%</b> ( <i>n=16</i> )
Personal enrichment	<b>13.1%</b> ( <i>n=13</i> )	<b>9.5%</b> ( <i>n=9</i> )
Income potential	<b>1.0%</b> ( <i>n=1</i> )	<b>12.6%</b> ( <i>n=12</i> )
Other	<b>0.0%</b> ( <i>n=0</i> )	<b>3.2%</b> ( <i>n=3</i> )
Professional prestige	<b>0.0%</b> ( <i>n=0</i> )	<b>1.1%</b> ( <i>n=1</i> )



## Motivation

**Motivation 112:** How helpful was your degree in allowing you to affect each of the following outcomes? Please rate each option from "Very Unhelpful" to "Very Helpful."

	<b>Undergraduate</b> <i>n=99</i>	<b>Masters</b> <i>n=95</i>
Employment opportunities = Very Helpful	<b>31.3%</b> ( <i>n=31</i> )	<b>28.4%</b> ( <i>n=27</i> )
Employment opportunities = Helpful	<b>38.4%</b> ( <i>n=38</i> )	<b>38.9%</b> ( <i>n=37</i> )
Employment opportunities = Neither Helpful nor Unhelpful	<b>12.1%</b> ( <i>n=12</i> )	<b>7.4%</b> ( <i>n=7</i> )
Employment opportunities = Unhelpful	<b>2.0%</b> ( <i>n=2</i> )	<b>4.2%</b> ( <i>n=4</i> )
Employment opportunities = Very Unhelpful	<b>3.0%</b> ( <i>n=3</i> )	<b>1.1%</b> ( <i>n=1</i> )
Employment opportunities = Have not yet formed opinion	<b>13.1%</b> ( <i>n=13</i> )	<b>18.9%</b> ( <i>n=18</i> )
Impact on society = Very Helpful	<b>45.5%</b> ( <i>n=45</i> )	<b>31.6%</b> ( <i>n=30</i> )
Impact on society = Helpful	<b>39.4%</b> ( <i>n=39</i> )	<b>47.4%</b> ( <i>n=45</i> )
Impact on society = Neither Helpful nor Unhelpful	<b>4.0%</b> ( <i>n=4</i> )	<b>5.3%</b> ( <i>n=5</i> )
Impact on society = Unhelpful	<b>0.0%</b> ( <i>n=0</i> )	<b>2.1%</b> ( <i>n=2</i> )
Impact on society = Very Unhelpful	<b>2.0%</b> ( <i>n=2</i> )	<b>2.1%</b> ( <i>n=2</i> )
Impact on society = Have not yet formed opinion	<b>8.1%</b> ( <i>n=8</i> )	<b>10.5%</b> ( <i>n=10</i> )
Income potential = Very Helpful	<b>17.2%</b> ( <i>n=17</i> )	<b>16.8%</b> ( <i>n=16</i> )
Income potential = Helpful	<b>31.3%</b> ( <i>n=31</i> )	<b>42.1%</b> ( <i>n=40</i> )
Income potential = Neither Helpful nor Unhelpful	<b>29.3%</b> ( <i>n=29</i> )	<b>16.8%</b> ( <i>n=16</i> )
Income potential = Unhelpful	<b>10.1%</b> ( <i>n=10</i> )	<b>6.3%</b> ( <i>n=6</i> )
Income potential = Very Unhelpful	<b>2.0%</b> ( <i>n=2</i> )	<b>2.1%</b> ( <i>n=2</i> )
Income potential = Have not yet formed opinion	<b>10.1%</b> ( <i>n=10</i> )	<b>14.7%</b> ( <i>n=14</i> )
Job satisfaction = Very Helpful	<b>36.4%</b> ( <i>n=36</i> )	<b>27.4%</b> ( <i>n=26</i> )
Job satisfaction = Helpful	<b>43.4%</b> ( <i>n=43</i> )	<b>47.4%</b> ( <i>n=45</i> )

Job satisfaction = Neither Helpful nor Unhelpful	<b>7.1%</b> (n=7)	<b>8.4%</b> (n=8)
Job satisfaction = Unhelpful	<b>2.0%</b> (n=2)	<b>0.0%</b> (n=0)
Job satisfaction = Very Unhelpful	<b>2.0%</b> (n=2)	<b>1.1%</b> (n=1)
Job satisfaction = Have not yet formed opinion	<b>9.1%</b> (n=9)	<b>14.7%</b> (n=14)
Personal enrichment = Very Helpful	<b>44.4%</b> (n=44)	<b>37.9%</b> (n=36)
Personal enrichment = Helpful	<b>38.4%</b> (n=38)	<b>45.3%</b> (n=43)
Personal enrichment = Neither Helpful nor Unhelpful	<b>5.1%</b> (n=5)	<b>5.3%</b> (n=5)
Personal enrichment = Unhelpful	<b>0.0%</b> (n=0)	<b>1.1%</b> (n=1)
Personal enrichment = Very Unhelpful	<b>2.0%</b> (n=2)	<b>2.1%</b> (n=2)
Personal enrichment = Have not yet formed opinion	<b>9.1%</b> (n=9)	<b>5.3%</b> (n=5)
Professional prestige = Very Helpful	<b>26.3%</b> (n=26)	<b>22.1%</b> (n=21)
Professional prestige = Helpful	<b>39.4%</b> (n=39)	<b>52.6%</b> (n=50)
Professional prestige = Neither Helpful nor Unhelpful	<b>18.2%</b> (n=18)	<b>10.5%</b> (n=10)
Professional prestige = Unhelpful	<b>2.0%</b> (n=2)	<b>4.2%</b> (n=4)
Professional prestige = Very Unhelpful	<b>2.0%</b> (n=2)	<b>2.1%</b> (n=2)
Professional prestige = Have not yet formed opinion	<b>12.1%</b> (n=12)	<b>7.4%</b> (n=7)