



Kutztown University of PA

First-Destination Career Outcomes Survey

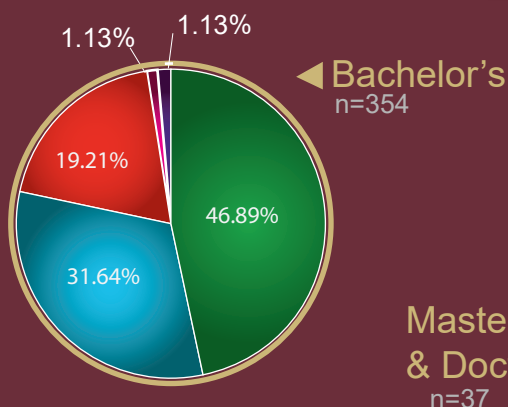
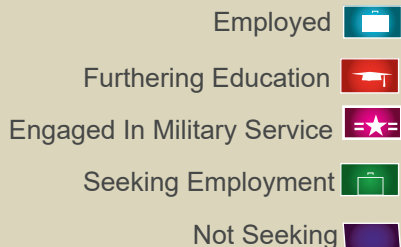
from graduation to six months after degree completion

College of
Liberal Arts and Sciences

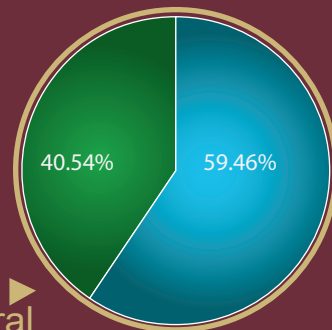
Class of 2021

Primary Status ▶

By Degree Level

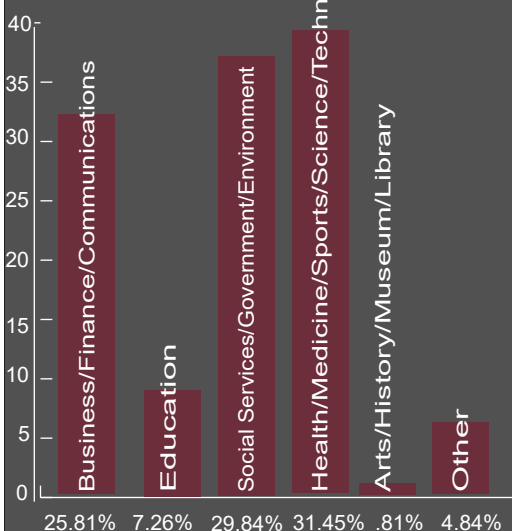


Master's & Doctoral
n=37



Industry

n=124



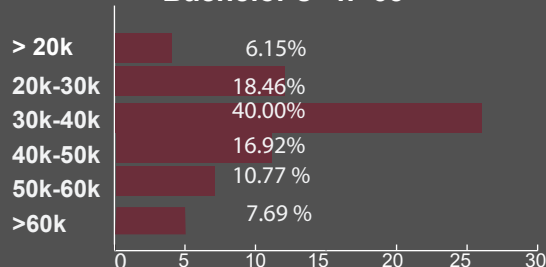
Where are they working?

ADP, Inc
Berk County Courthouse
Bethanys Children's Home
Biomed Sciences
Comcast
DaVinci Academy of the Sciences and Arts
Deloitte
Geisinger
Lear Corporation
Lehigh Valley Health Network
Lenape Valley Foundation
Lockheed Martin
Martson Law Offices
Ostroff Injury Law
Salisbury Behavioral Health
Threshold Rehabilitation Services, Inc.
Valley Youth House
York Co. District Attorney's Office
YouthBuild Philly Charter School

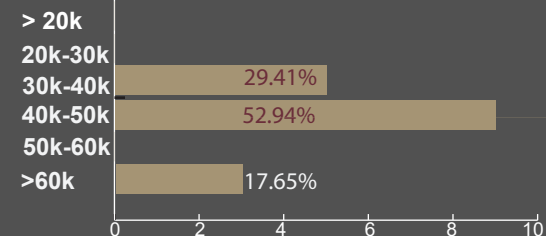
\$ Average Income

By Degree Level

Bachelor's n=65



Master's & Doctoral n=17



72%

of employed undergraduates reported employment in a position related to their career goals

89%

of employed graduate students reported employment in a position related to their career goals

27%

of graduates who completed an internship were offered a full-time position

51%

of employed graduates reported satisfaction (satisfied or very satisfied) with their current occupation

Class of 2021 graduates are enrolled at institutions including:

Boston University
George Washington University
Harvard University
Indiana University of Pennsylvania
Kutztown University of Pennsylvania
Lehigh University
Miami University
New York Law School
Pacific University of Oregon
Rocky Vista University of Osteopathic Medicine
Rowan University School of Osteopathic Medicine
Temple University
Thomas Jefferson University
University of Denver
University of Scranton
University of Wisconsin Madison
Villanova University
West Chester University of Pennsylvania

62%

Response Rate

629 Graduates Surveyed