



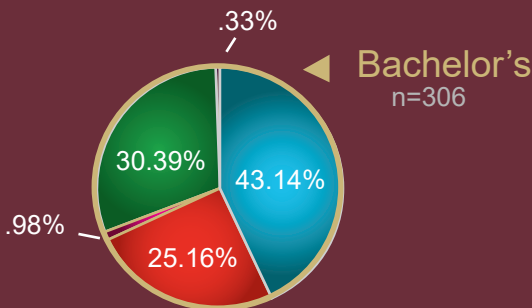
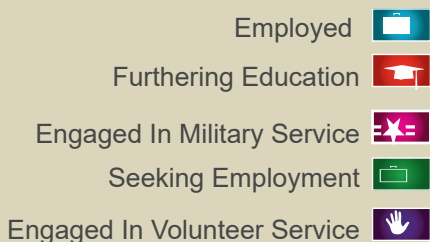
Kutztown University of PA

First-Destination Career Outcomes Survey
from graduation to six months after degree completion

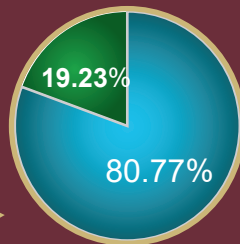
College of
Liberal Arts & Sciences
Class of 2019

Primary Status

By Degree Level

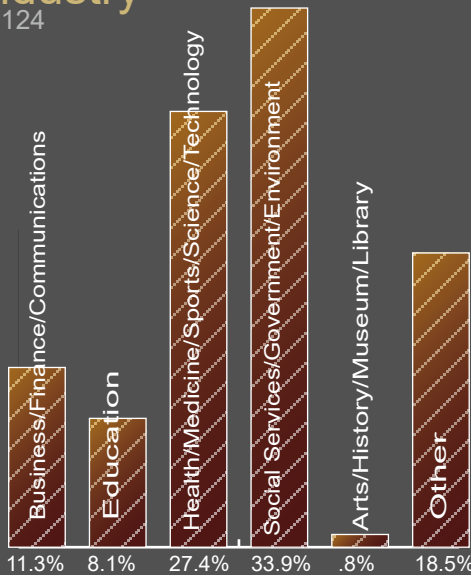


Master's
n=26



Industry

n=124



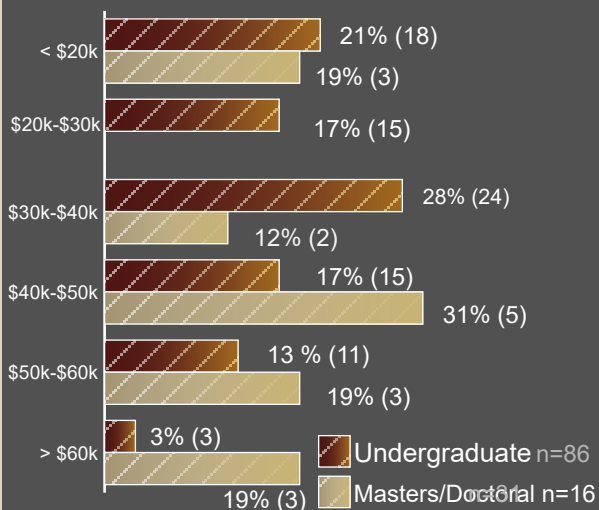
Where are they working?

ADP
Alura Business Solutions
Arc of Hunterdon County
Bryn Mawr College
Carbon County Children & Youth
Computer Aid
Creative Health Services
U.S. Customs and Border Protection
Defense Logistics Agency
East Penn Manufacturing
Ebner Nevins & McAllister
Eurofins Lancaster Laboratories, Inc.
Geisinger
GlaxoSmithKline
Hanford Pharmaceuticals
Haven Behavioral Hospital
IPR
Johnson Controls
KidsPeace
Kutztown University
Lackawanna County Prison
Lehigh University

Lehigh Valley Health Network
Monroe County Childrem & Youth
Mullaney Law Offices
Parkland School District
Pathways Community Services
Penn State University
Petroski Physiotherapy
Pyramid Healthcare
RCN
St. Lukes Hospital
The Gregory Center for Applied Behavior Analysis
Tower Health
United Nations
US Army Corps of Engineers
Valley Youth House
Via of the Lehigh Valley
Virginia Beach Police Department
Wills Eye Hospital
Youth Advocate Programs

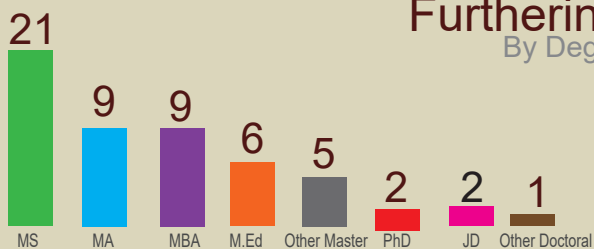
Average Income

By Degree Level



Furthering Education

By Degree Pursuing



Class of 2019 graduates are enrolled at institutions including:

Bryn Mawr College
Chestnut Hill College
DeSales University
Geisinger Commonwealth School of Medicine
John Cabot University
Kutztown University
Lehigh University
Montant State University
Moravian College
Old Dominion University
Penn State University
Philadelphia College of Osteopathic Medicine
Rensselaer Polytechnic Institute
Rutgers University

Salus University
Temple University
Thomas Jefferson University
University of Buffalo
University of Florida
University of Pittsburgh
University of South Carolina
Vermont Law School
West Chester University
West Virginia School of Osteopathic Medicine
West Virginia University
Widener University
Delaware Law School

83% of employed undergraduates reported employment in a position related to their career goals

88% of employed graduate students reported employment in a position related to their career goals

84% of graduates felt their degree was helpful in finding employment opportunities

80% of employed graduates reported satisfaction (satisfied or very satisfied) with their current occupation

54% Internship Outcomes

of respondents completed an internship, of those students, 27% were offered full-time positions.

53% Response Rate
641 Graduates Surveyed